



LUCAS



Quality

EQUIPMENT

&

SPARE PARTS



ROVER - 1960

LUCAS



INDEX

Equipment and Spare Part Details for

ROVER

CARS & 'LAND-ROVER'

	Page	LAMPS—continued	Page
AMMETERS	8	REAR FLASHER	12
BATTERIES	3-4	REVERSE AND NUMBER PLATE	13
BULBS	14	SIDE	11
COILS, IGNITION	5	STOP TAIL, REFLEX AND FLASHER	12
CONTROL BOXES	8	STOP, TAIL AND NUMBER PLATE	12
DISTRIBUTORS	5	LAYCOCK DE NORMANVILLE EQUIPMENT	17
EQUIPMENT SPECIFICATIONS	3-4	MIRROR	14
FLASHER UNIT	14	PANEL LIGHT BULB HOLDER	14
FUEL INJECTION EQUIPMENT (C.A.V.)	19	PETROL RESERVE VALVE	3 & 16
FUSE BOXES	8	SCREENJET	18
GENERATORS	7	STARTING MOTOR	7
HORNS	8	STEERING COLUMN CONTROLS	6
HORN PUSH	8	SUPPRESSORS	4
INSPECTION LAMP SOCKETS	4	SWITCHES...	15-16
JUNCTION BOXES	8	TERMINAL BLOCKS	8
LAMPS:		TRAFFICATORS	6
BOOT	13	TRAILER PLUG, SOCKET AND LEAD	4 & 16
BULBS	14	WARNING LIGHTS	13
FOG AND DRIVING	11	WINDSHIELD WIPERS	9
FRONT FLASHER	11	MOTORS, RACK AND CASING DETAILS, WHEELBOXES, ARMS AND BLADES	9
HEAD	10		
NUMBER PLATE	12		

This publication supersedes N.V.S. 1614, 1625, 1646 and 1666 which should be destroyed



JOSEPH LUCAS (SALES & SERVICE) LTD · BIRMINGHAM 18 · ENGLAND

May 1960

Printed in England



EQUIPMENT SPECIFICATIONS

Rover '80' and '100' Saloon

UNIT	Model	Part No.	UNIT	Model	Part No.
Ammeter	CZU34	36119B	Switches—continued		
Battery	BT9A	—	Heater	PS19	31248B
Bulb holder, panel light (speedometer)	—	554734	Knob	—	316352
Bulb holder, panel light (instrument)	PL34	39010A	Headlamp	H5C1	31299B
Bulb	—	987	Knob	—	311061
Coil, ignition	HA12	*45054K (45075)	Ignition and starter	475A	31799A
Control box			Ignition and starter (later)	475A	34264A
('80') (for generator 22700D & 22704A)	RB310	37307B	Lighting (side and tail)	PS20	31331A
('80') (later, for generator 22700D & 22704A)	RB310	37332A	Knob	—	31668B
('100') (for generator 22489B)	RB310	37297A	Panel	CHR1	78291B
Distributor ('80')	DM2P4	40609F	Panel (later)	JR	78358B
Distributor ('100')	DMBZ6A	40613B	Knob	—	768881
Flasher unit	FL5	35010A	Petrol reserve	PS6	31356A/B
Fuse box	SF6	033239	Petrol/oil level indicator ('100')	PS5	*31355A (31295)
Generator ('80')	C40-1	22700D	Reverse	12B	31432B
('80') (alternative)	C40	22704A	Solenoid starting motor	ST950	*7641E (76465)
('100')	C45PV-6	22489B	Scop lamp	HL2	31440F
Horn—High note	WT618	69047F	Windshield wiper	PR57	31546F
Low note	WT618	69046F	Knob	—	318181
Horn gauze and rubber—High note	—	707085	Sleeve, Lucas, 14 amp. terminal	—	54190119
Low note	—	707083	Sleeve, Lucas, 14 amp. terminal	—	54190042
Horn relay	6RA	33188A	Terminal Block	TBA	37101B
Junction box	4J	78264D	Warning lights:		
Lamps:			Choke	WL3-1	*38083B (38133)
Boot	S19	*53720B (53235)	Flasher	WL12	*38092A (38053)
Driving (optional)	SLR576	55132B	Ignition	WL3-1	*38091A (38049)
Flasher, front	S39	*52346A (52626)	Main beam	WL12	*38069A (38052)
Flasher, front (N.A.D.A.)	S39	53627A	Oil	WL3-1	*38002B (38054)
Fog (optional)	SFT576	55128B	Windshield wipers:		
Head			Motor	DR3	75325B
Right hand drive, dip left ('33')	F700	*51780D (51344)	Wheelbox	—	72675B
Right hand drive, dip left ('100')	P700	*51981D (51538)	Crosshead and rack (cut to 44 $\frac{1}{2}$ "*)	—	744256
Left hand drive, dip right	F700	*51781D (51533)	Outer casing (motor to wheelbox)	—	745290
Export (N.A.D.A.)	F700	58563A	Outer casing (wheelbox to wheelbox)	—	740779
Exports Europe (except France and Sweden)	F700	58286A	End tube	—	740746
Export France	F700EF	58287A	Ferrule	—	740715
Export Sweden	F700	58459A	Arm	—	741450
Number plate illumination	469	53258A	Blade	—	738734
Side	488	52250B	Blade (later)	—	54710636
Stop tail and flasher	S58	533561			
Stop tail and flasher (N.A.D.A.)	S58	53660A			
Petrol reserve valve	SPV	78021E			
Starting motor	M418G	25533D			
Steering column control	CC2	132874K			
Switches:			LAYCOCK DE NORMANVILLE OVERDRIVE EQUIPMENT		
Choke	SS10	31469A	Relay	5B60	33174B
Dipper	FS22-1	*31372B (31284)	Kick-down switch	215A	31806B
Flasher	SC80	31244L	Overdrive switch	M56	31623B
Knob	—	311061	Transmission gear solenoid	115	76515B
Foglamp (when fitted)	—	*31557A (31434)	Fuse box	SFS-2	*37131A (37260)
Knob	—	316370	Gearbox switch	SS10	*31077E (31542)
			Throttle control switch	125A	31504D

Rover 3 litre Saloon

Ammeter	CZU34	36244B/D	Lamps:		
Battery	BT9A	39010A	Boot	S19	*53720B (53235)
Bulb holder, panel light (clock illumination)	PL31	—	Driving (optional)	SLR576	55132B
Bulb	—	5494087B	Flasher, front, right hand	613	52410B/E
Bulb holder, panel light illumination (4 off)	—	281	Flasher, front, left hand	613	52411B/E
Bulb	—	281	Flasher, front, right hand (N.A.D.A.)	613	52457A
Coil, ignition	HA12	45102B/D	Flasher, front, left hand (N.A.D.A.)	613	52458A
Control box	RB310	37304A/B	Fog (optional)	SFT576	55128B
Distributor			Head		
8.75 compression ratio	DMBZ6A	40613B	Right hand drive, dip left	PL700	58142D
7.50 compression ratio	DMBZ6A	40459B	Left hand drive, dip right	PL700	58344A
8.75 compression ratio (later)	DMBZ6A	40721A	Export (N.A.D.A.)	F700	58343A
7.50 compression ratio (later)	DMBZ6A	40720A	Export (N.A.D.A.) (later)	F700	58564A
Flasher unit	FL5	35020A	Export Europe (except France and Sweden)	F700	58341A
Fuse box	4F1	033283	Export France	F700EF	58342A
Fuse box (later)	4F1	*54038007 (033285)	Export Sweden	F700	58589A
Generator	C45PV-6	22530A	Number plate	623	53719A
Horn—High note	WT618	69047F	Side	621	52400E/F
Low note	WT618	69046F	Stop tail	620	53711F
Horn gauze and rubber—High note	—	707085	Stop tail (N.A.D.A.)	620	53815B
Low note	—	707083	Gasket, mounting	—	54570962
Horn relay	6RA	33188A			

* When ordering, quote part number shown in brackets

† Complete control serviced by Vehicle Manufacturer

N.A.D.A.: ... North American Dollar Area

continued

DISTRIBUTORS

Part No.	40720A 40459B DMBZ6A	40609F DM2P4	40613B DMBZ6A	40721A DMBZ6A
Detailed Parts				
5 Distributor (less Lucas terminals)	—	—	40577	—
5 Plate, clamping	421191	420151	421191	421191
Screw, clamping	412202	412202	412202	412202
Cover, moulded	418857	418865	418857	418861
Cover, moulded	*418861	—	—	—
Nut, moulded	410600	410600	410600	—
Brush and spring	418856	418856	418856	418856
Rotor arm	418726	400051	418726	418726
Contact set	420197	423153	420197	420197
Bush, insulating	419950	419950	419950	419950
Condenser	423871	423871	423871	423871
Terminal, bush and lead	—	422238	—	—
5 Plate, contact breaker base	419980	422318	419980	419980
Plate, contact breaker bearing	420375	421078	420375	420375
Spring, star	496058	—	496058	496058
Circlip, base fixing	496059	—	496059	496059
Terminal, low tension	407019	—	407019	407019
Bush, insulating, low tension	408927	—	408927	408927
Pad, insulating, low tension	405319	—	405319	405319
Washer, terminal insulating	—	161353	—	—
Lead, low tension	419021	422235	419021	419021
Lead, earth	419023	421088	419023	419023
Cam	496079	491072	496079	496079
Spring set	422425	54411631	416145/S	416145/S
Weight	410033/S	410033/S	410033/S	410033/S
Shaft and action plate	419741	54410290	419741	419741
Nut, knurled, micrometer	419087	419087	419087	419087
Spring, ratchet	421825	421825	421825	421825
Spring, return	419086	419086	419086	419086
Damper	422557	—	422557	422557
Vacuum unit	421362	54411598	421362	421362
Bearing	189272	—	189272	189272
Bushing, bearing	419673	421998	419673	419673
Clip, cover retaining	421824	421824	421824	421824
Lubricator	419525	—	—	—
Seal, oil	418723	—	418723	418723
Dog, driving	410601	420620	410601	420620
Dog, driving	*420620	—	—	—
Sundry parts, set	419645	419644	419645	419645
5 Blade, Lucas, low tension terminal	*199279	—	199279	199279


IGNITION COILS

Part No.	45102B/D HA12	45054K HA12
Detailed Parts		
5 Coil (less Lucas blades)	45075D	—
Terminal nut, moulded	408120	408120
Washer, cable end	185015	185015
Nut, switch and contact breaker terminal	166043	166043
Washer, shakeproof	188330	188330
Washer, plain	131023	131023
Blade, Lucas, low tension terminal	54190096	—

* Fitted to 40720A

† Fitted to 40459B

§ Recommended spares for stock



STEERING COLUMN CONTROLS

Part No.	*33523A	*32874K
Model	CC2	CC2
Detailed Parts		
Contact, top	54300196	—
Fixing cup or plate and contact	331712	324858
Spring, return	333153	552378
§Nut, location pin	169290	169290
§Sundry parts, set	322382	324965


The following part serviced by the Vehicle Manufacturer

Horn push ring and motif	54300348	322392
--------------------------	----------	--------

TRAFFICATORS


Part No.	54050A
Model	SE100
Detailed Parts	
§Movement	54045E
§ Arm and cover	582160
Screw, cover and arm fixing	100521
§ Cover, arm	582046
§ Arm, moulded	582026
§ Insulation, bulb lead	857651
§ Lead, bulb	582021
§ Sleeve, terminal	188818
Spring, plunger tension	582012
Spring, locking	582023
Buffer, rubber	582090
§Cover and motif	582110
Motif	582106
Backplate assembly	582109
Screw, fixing	100030
Washer, shakeproof	188408
Insulation strip, leatheroid	582015
Screw, cover fixing (countersunk)	122865
Screw, cover fixing (round)	122875
Washer, shakeproof	188412
§Bulb	256

* Complete control serviced by Vehicle Manufacturer
§ Recommended spares for stock





STARTING MOTORS



Part No. Model	26164A M45G	25533D M418G	26147A/D M45G
1 Cover band assembly	270294	255557	272396
Screw, cover band fixing	127584	127584	127584
Nut, cover band fixing screw	169160	169160	169160
Cap, shaft	255854	255854	255854
Bolt, through fixing	255459	255459	272660
Plate, fixing bolt	291252	291252	272773
Washer, tag, through bolt	255659	255659	271735
Brushes, set	271305	256748	272845
Bracket or frame, commutator end	255491	255491	142904
Terminal, earth	270004	270004	255491
Bushing, bearing	270004	270004	54251042
Springs, set, brush tension	270004	270004	272548
Bolt, pivot	255851	255851	272549
Nut, bolt, pivot or shaft	270889	270889	272593
Lever assembly	270889	270889	291124
Spring, main	270889	270889	295298
Drive assembly	270889	270889	292031
Ring and rivet, pinion retaining	270889	270889	292075
Pinion, engaging	270889	270889	292076
Cup, return spring	270889	270889	292076
Spring, pinion return	270889	270889	292076
Guide, pinion retaining spring	270889	270889	292076
Pinion and sleeve	270889	270889	292131
Sleeve and barrel assembly	270889	270889	292053
Bush, sleeve bearing	270889	270889	291862
Ring, lock	270889	270889	291893
Bush, operating	270889	270889	291560
Circ-clip, clutch assembly retaining	270889	270889	291497
Plate, retaining	270889	270889	291498
Clutch, inner race	270889	270889	291540
Clutch plates, set	270889	270889	291374
Shim, clutch adjusting (0.006")	270889	270889	291378
Shim, clutch adjusting (0.005")	270889	270889	291379
Shim, clutch adjusting (0.004")	270889	270889	291365
Ring, rear, clutch plates	270889	270889	291549
Nut, locking	270889	270889	291367
Plate, pressure	270889	270889	291891
Sleeve and bush assembly, driving	270889	270889	291894
Collar, thrust	270889	270889	291894
Bracket, drive end	271458	256495	272745
Bushing	270038	270038	271164
Bracket or frame assembly, fixing	270038	270038	272552
Bushing, bearing	270038	270038	134950
Grommet, fixing bracket	270038	270038	152380
Washer, thrust, drive end	270038	270038	152380
Washer, thrust, commutator end	270038	270038	152380
Bracket or frame assembly, brake	270038	270038	272700
Bushing, brake bracket	270038	270038	271733
Brake shoe and spring assembly	270038	270038	272701
Spring, brake shoe	270038	270038	251528
Washer, driving, brake	270038	270038	272340
Ring, retainer, driving washer	270038	270038	272337
Armature	270482	255463	272334
Solenoid	270482	255463	76458
Place, contact, with washers	270482	255463	54330168
Base, with nuts, washers and gasket	270482	255463	54330169
Nut, terminal	270482	255463	170570
Washer, spring, terminal nut	270482	255463	185062
Screw, terminal	270482	255463	121610
Plunger	270482	255463	765918
Spring, plunger	270482	255463	765866
Contact, terminal to starter	270482	255463	272555
Field coils	270214	256578	272394
Terminal, field coils	355815	256745	272022
Sundry parts, set	256762	256762	271731

GENERATORS

Part No. Model	22258F/H C39PV-2	22483D C45PV-5	22489B 22530A C45PV-6	22700D 22704A C40
Brushes, set	227305	238061	54210090	227541
Bracket or frame, commutator end	227701	239264	*54210057 54211094	54211125
Bushing	227818	239263	239263	227818
Oilier	227914	239368	239368	54211097
Springs, set, brush	228159	238062	54210091	227542
Bearing	189307	189308	189308	189307
Bracket or frame, drive end	227698	239012	239012	54211095
Plate, bearing	220202	238396	238396	229400
Washer, dished	220421	238564	238564	158730
Washer, corrugated, bearing	158730	238565	238565	158730
Washer, felt	158730	238565	238565	158730
Nut, shaft	198800	180620	180620	198800
Washer, shaft	185085	185187	185187	185085
Armature	227631	239188	239428	227631
Retainer, bearing ring	227631	238824	238824	227631
Collar, drive end bearing	227532	238042	238042	227532
Collar, commutator end	164736	238147	238147	164736
Field coils	227291	238820	238820	227543
Terminal assembly	227625	227625	*227625	54211890
Insulating cube (1 yard length)	857692	857692	857692	857692
Bolt, through	228336	272752	272752	228336
Sundry parts, set	227726	239024	239024	54211894

* Fitted to 22489B. † Fitted to 22530A. ‡ Recommended spares for stock.



HORNS

Part No. Model	Low Note 69046F WT618	High Note 69047F WT618
Diaphragm	702836	702851
Gauze and rubber	707803	707805

Parts shown below are fitted to both horns

Bracket	707095
Washer, diaphragm packing	702569
Contact set	702687
Cover	702575
Support, cover	702626
Terminal block and resistance	702886
Sundry parts, set	702722

HORN PUSH

Part No. Model	76205D HP19
Screw, terminal	144910

CONTROL BOXES

Part No. Model	37182H	37189J	37279A	37297A/B 37304A/B 37307B 37332A RB310
Cover	391600	335610	335610	5438012H
Screw or clip, cover fixing	334906	335544	335544	198886
Gasket, cover sealing	—	335563	335563	226479
Resistance	334977	335987	335987	5438085H
Grommet and ferrule, mounting	—	335526	335526	335526
Screw, terminal	121610	126490	—	54127518
Contact set, cutout	335767	335766	335766	335766
Contact set, voltage regulator	226339	335765	335765	335765
Contact set, current regulator	—	335764	335764	335764
Screw, adjusting	390794	390794	390794	390794
Nut, adjusting screw	390529	390529	390529	390529
Screw, adjusting, current and voltage regulator	—	—	54380161	54380161
Spring, adjusting screw	—	—	54380088	54380088
Tube, cover screw insulating	—	335631	335631	—
Washer, terminal screw	—	185022	—	—

JUNCTION BOXES

Part No. Model	78264B 4J	78266B 6J
Cover and screw	770058	770032
Screw, terminal	121610	121610

FUSE BOXES

Part No. Model	37131A 5F5-2	033239 5F6	033283 4FJ	033287 5FJ	54038007 4FJ
Cover	385173	—	54380114	54380108	54380114
Clip, cover fixing	385174	—	—	—	—
Fuse, 35 amp.	188218	188218	188218	188218	188218
Fuse, 50 amp.	—	—	—	—	188219
Screw, terminal	121610	121610	120560	—	122636

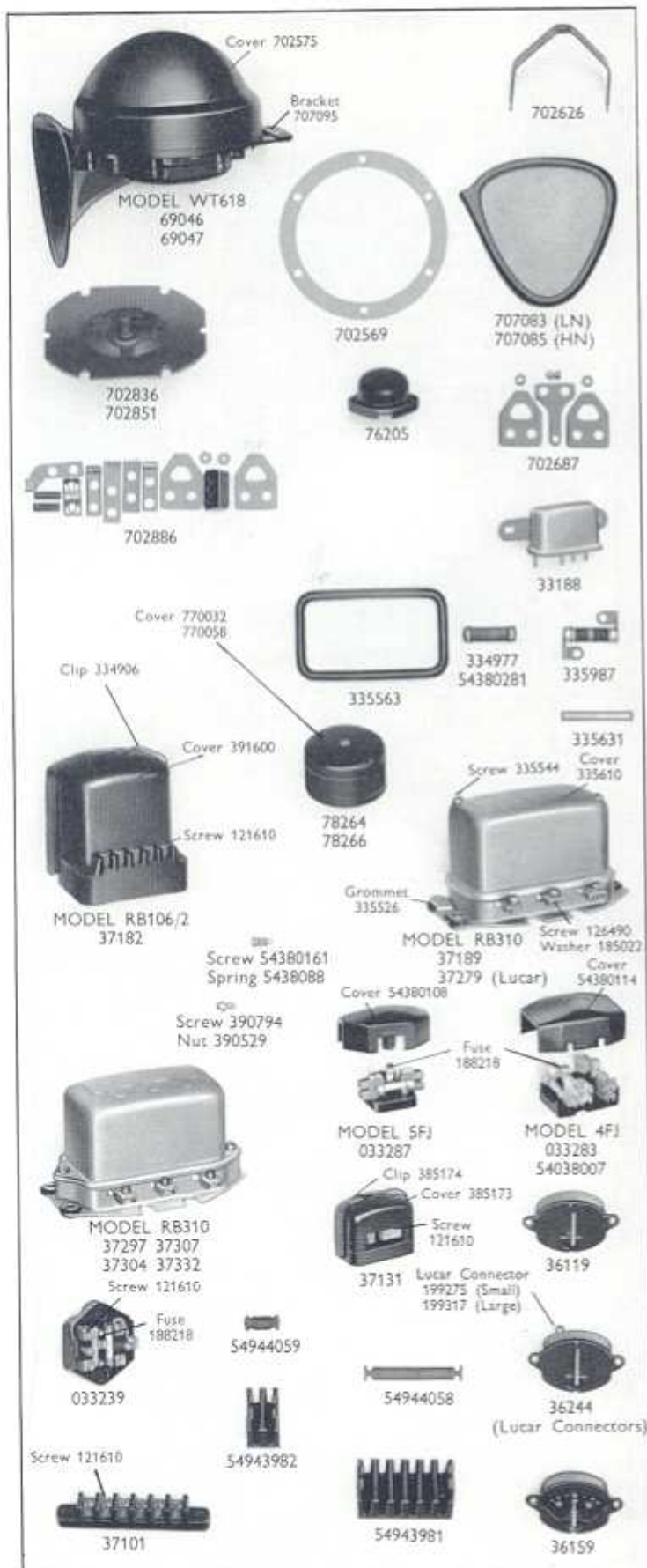
TERMINAL BLOCKS

Part No. Model	37101B TB6	54944091	54944092
Screw, terminal	121610	—	—

AMMETERS

Part No. Model	36119B 36159D CZU34	36244B/D CZU34
Ammeter (less Lucas blades)	—	36119
Nut, terminal	—	166043
Washer, terminal nut	156043	185022
Blade, connector, Lucas, small	—	199275
Blade, connector, Lucas, large	—	199317
Spacer, connector	—	54360325

* Order separately † Comprising 54943982 and 54944059
‡ Comprising 54943981 and 54944058 § Recommended spares for stock
¶ Not used with 37304A/B





WINDSHIELD WIPERS

Motors

Part No. Model ...	75325B DR3	75334A FW2	75356D DR3
Detailed Parts			
Bolt, through fixing	145696	—	145696
Bolt, through fixing	743653	—	743653
Cover, end, terminal	126444	—	126444
Screw, earth lead	743171	747023	743171
Brushgear	729367	747025	729367
Brush set	739631	—	739631
Spring, brush set	743929	739297	743929
Armature	745586	739090	745586
Coil and pole	743176	—	743176
Fixing studs (set of parts)	—	739121	—
Cover and switch	—	—	—
Cover, gearbox	743924	—	743924
Screw, cover fixing	186134	—	186134
Shaft and gear	744913	739141	744911
Switch, limit or adjusting	743846	—	743846
Screw, switch adjusting	740556	—	740556
Spring, adjusting screw	733270	—	733270
Sleeve, adjusting screw	740557	—	740557
Connector rod	740563	739055	740563
Pinion and gear	—	739407	—
Bush, oscillating	—	739138	—
Handle, parking, with nut	—	739199	—
Spindle	—	747118	—
Spring, spindle	—	739059	—
Stud, motor fixing	—	122276	—
Packing piece	—	739063	—
Seal, rubber	—	747306	—
Plate, stop	—	747551	—
Terminal block	—	739273	—
Sundry parts, set	740899	739154	740899

Wheelboxes

Part No. Model ...	72675B DR	72703A/D DR
Detailed Parts		
Spindle and gear assembly	745188	740955
Tube, rubber, spindle	—	740711
Bush, rear	—	54711303
Body, wheelbox	745283	—
Screw, cover fixing	126903	126444
Screw, clamp fixing	127824	—
Nut, clamp fixing	166032	—
Washer, clamp fixing	188408	—
Nut, wheelbox fixing	177036	153511
Washer, fixing nut	185051	—

Rack and Casing Details

Rack, with crosshead	744256 (cut to 44 $\frac{1}{2}$ "	744257 (cut to 49 $\frac{1}{2}$ "
Outer casing (motor to wheelbox)	745290	54711301
Outer casing (wheelbox to wheelbox)	740779	54710612
End tube, wheelbox	740746	740746
Ferrule, outer casing retaining	740715	740715

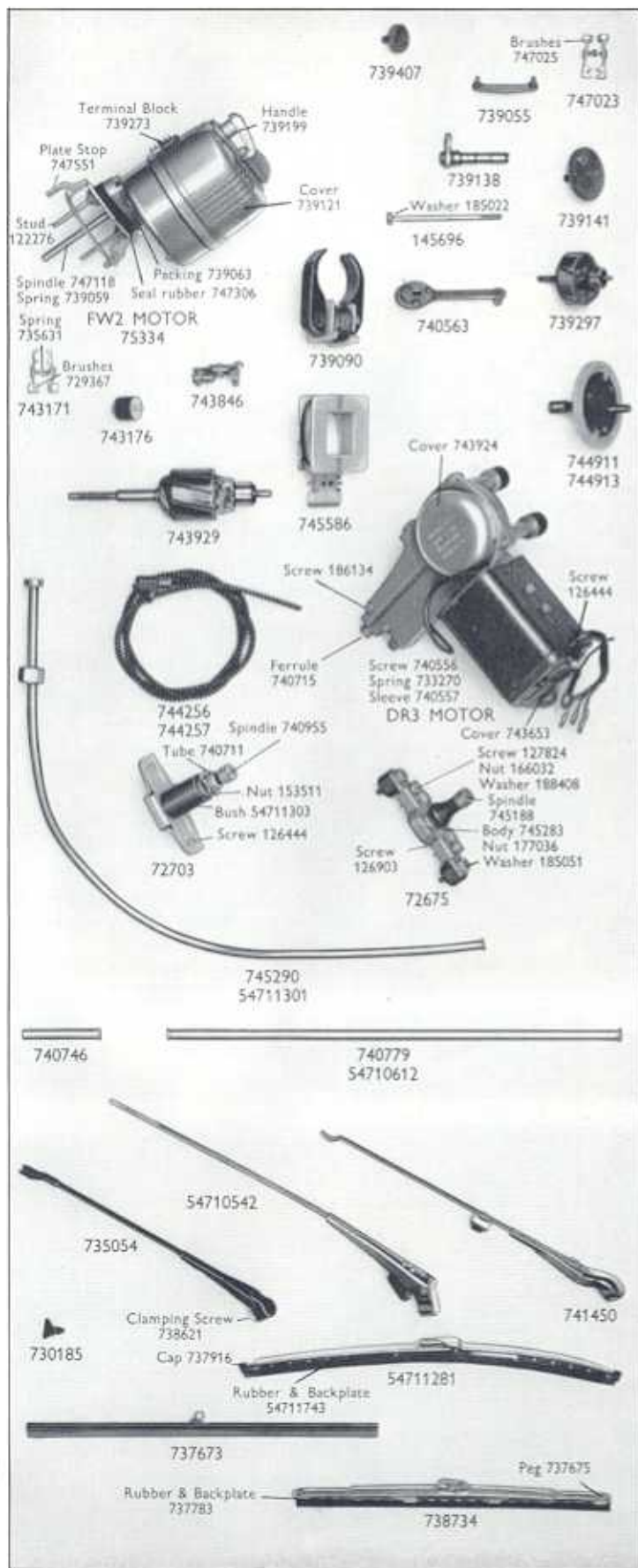
Arms

	8 $\frac{1}{2}$ " Black straight	10" Chrome straight, with roller	12" Chrome straight
Arm	735054	741450	54710542
Clamping screw and collet	738621	—	—

Blades

	10" Chrome rainbow	11" Black	11" Chrome panoramic	10" Chrome rainbow
Blade	738734	737673	54711281	54710656
Rubber and backplate	737783	—	54711743	54711103
Peg	737675	—	*737916	54710968
Stop, rubber, blade fixing	—	730185	—	—

* Cap § Recommended spares for stock





HEADLAMPS

Right hand drive, dip left

Part No. Model	58143D PL700	51780D F700
Light unit	556599	553921
Spring, bulb retaining	556442	556442
Bulb holder or adaptor	553724	554602
Bulb	416	414

Part No. Model	—	51983D P700
Light unit	—	554300
Bulb holder	—	554602
Bulb	—	414

Left hand drive, dip right (except countries stated)

Part No. Model	58344A PL700	51781D F700
Light unit	54520293	555447
Spring, bulb retaining	556442	556442
Bulb holder	553738	554602
Bulb	417	355

Export Europe (except France and Sweden)

Part No. Model	58341A F700	58286A F700
Light unit	556452	556452
Spring, bulb retaining	556442	556442
Bulb holder	553738	553738
Bulb	410	410

Export France

Part No. Model	58342A F700EF	58287A F703EF
Light unit	556452	556452
Spring, bulb retaining	556442	556442
Bulb holder	553738	553738
Bulb	411	411

Export Sweden

Part No. Model	58589A F700	58459A F700
Light unit	54520148	54521148
Spring, bulb retaining	556442	556442
Bulb holder	553738	553738
Sleeve, terminal	555910	555910
Bulb	410	410

The following parts are standard to above headlamps

Rim or door	556420	554439
Screw, rim fixing	—	198898
Washer	—	161385
Nut, rim fixing screw	—	187117
Bracket, rim fixing	—	555704
Excluder, dust	552906	552906
Plate, light unit retaining	554872	554872
Screw, unit rim	186137	186137
Rim, unit seating	554871	554871
Sleeve, terminal	555910	555910
Gasket, rubber	556422	554279
Screw and washer	554288	554288
Spring, trimmer	552813	552813
Sleeve, sealing	554626	554626
Plate, adaptor	556491	—

Export North American Dollar Area

Part No. Model	*51984A F700	*58343A F700	*58563A F700	*58564A F700
Rim or door	554439	556420	54520651	556420
Screw, rim fixing	198898	—	198898	—
Washer, screw retaining	161385	—	161385	—
Nut, rim fixing	187117	—	187117	—
Bracket, rim fixing	555704	—	555704	—
Plate, light unit retaining	554872	554872	554179	554179
Screw, unit rim	186137	186137	186143	186143
Rim, unit seating	554871	554871	554175	554175
Adaptor	553738	553738	553738	553738
Sleeve, terminal	555910	555910	—	—
Gasket, body	554279	556422	554227	54520576
Spring, unit seating rim fixing	—	—	554180	554180
Screw, trimmer	554288	554288	554182	554182
Spring, trimmer screw	552813	552813	554202	554202
Sleeve, sealing	554626	554626	—	—
Excluder, dust	552906	552906	—	552906
Plate, adaptor	556491	—	—	556491

* Lamp supplied less light unit and bulb § Recommended spares for stock





REAR FLASHER LAMP

Part No. Model	53806D 637
1 Lens	54570563
2 Screw, lens fixing	576396
3 Washer, screw retaining	161385
4 Washer, fibre, screw seating	161732
5 Body, with bulb holder	54570579
6 Interior, bulb holder	573832
7 Nut, Simmonds, lens screw	169706
8 Sleeve, terminal	555910
9 Gasket, lamp seating	576390
10 Grommet, cable entry	576401
11 Bulb	382

STOP TAIL, REFLEX AND FLASHER LAMPS

Part No. Model	53356J 558	53660A 558
1 Rim	574874	574874
2 Screw, rim fixing	572072	572072
3 Washer, rubber	161385	161385
4 Lens	575581	575584
5 Gasket, rubber, lens seating	574884	574884
6 Plate, steel, masking	574889	574889
7 Seal, rubber, masking	575580	575580
8 Bracket, with bulb holders	574886	574886
9 Interior, flasher	552103	552103
10 Interior, stop tail	552101	552101
11 Cover, rear	574885	574885
12 Sleeve, terminal	555910	555910
13 Bulb, flasher	382	382
14 Bulb, stop tail	380	380

Part No. Model	53711F 620	53815B 620	*53781E 581
1 Rim or door	54570221	54570221	576396
2 Screw, fixing	113881	113881	161385
3 Washer, screw retaining	161385	161385	161732
4 Washer, fibre	577731	577731	169706
5 Bracket or nut, retaining	186194	186194	---
6 Screw, bracket and strap fixing	577730	577730	---
7 Strap, reflex retaining	577733	577733	---
8 Cover, reflex	577737	577737	---
9 Reflex reflector	577728	54570915	---
10 Lens, flasher	577725	577725	---
11 Rubber, flasher lens seating (top)	577729	577729	54570677
12 Lens, stop tail	577726	577726	54570442
13 Rubber, stop tail lens seating (bottom)	---	---	---
14 Body, with bulb holder	573832	573832	---
15 Interior, flasher bulb holder	573828	573828	573828
16 Interior, stop tail bulb holder	555910	555910	555910
17 Sleeve, terminal	576401	576401	576401
18 Grommet, cable entry	577724	577724	576390
19 Rubber, lamp seating	382	382	---
20 Bulb, flasher	380	380	380
21 Bulb, stop tail	---	---	---


STOP, TAIL & NUMBER PLATE LAMP

Part No. Model	53304D 533
1 Rim, with lens	574120
2 Lens	574108
3 Bead, lens	574111
4 Screw, rim fixing	127301
5 Washer, retaining	161385
6 Body	574342
7 Bulb carrier	574122
8 Screw, grub, terminal	121610
9 Nut, carrier fixing	166043
10 Washer, spring, fixing nut	185022
11 Window	574105
12 Bead, window	574106
13 Grommet, cable entry	574362
14 Nut, lamp fixing	177077
15 Washer, shakeproof	188470
16 Bulb, number plate	209
17 Bulb, stop	209
18 Bulb, tail	209

NUMBER PLATE ILLUMINATION LAMPS

Part No. Model	53258A 469	53876A 467-2
1 Cover	572347	572616
2 Screw, cover fixing	113531	---
3 Washer, screw retaining	161385	---
4 Lens	572328	572596
5 Bead, cover joint	572326	572595
6 Sleeve, terminal	188818	---
7 Bush, rubber, cable entry	525829	572040
8 Nut, lamp fixing screw	572993	---
9 Washer, fixing nut	188329	---
10 Base, with bulb holder	572995	54571541
11 Grommet, cable entry	---	572039
12 Sundry parts, set	---	572558
13 Bulb, reverse	382	---
14 Bulb, number plate	222	989

* Stop tail and reflex only. † Also reverse. ‡ Recommended spares for stock.





REVERSE AND NUMBER PLATE ILLUMINATION LAMP



Part No.	Model	53719A
		623
§Screw, cover fixing	...	572289
Washer, shakeproof, cover fixing screw	...	188498
§Cover, front	...	54570174
§Lens	...	54570185
§Gasket, rubber, lens seating	...	54570186
Bracket, with bulb holders	...	54570333
Bulb holder, number plate illumination	...	54570698
§Interior, bulb holder, reverse	...	54570286
§Sleeve, terminal	...	555910
§Gasket, rubber, lamp seating	...	54570187
§Stud, lamp fixing	...	54150041
§Bulb, number plate illumination	...	989
§Bulb, reverse	...	382

WARNING LIGHTS

Part No.	Model	38082B	38083B	38084B	38085B	38091A	38092A	38125A	38172A	38173A	38174A	38175A
		WL3-1	WL3-1	WL3-1	WL3-1	WL3-1	WL12	WL13	WL14	WL14	WL14	WL14
§Cover and window	...	318891	318892	318893	318894	318896	319106	319217	319394	319397	319395	319415
Bezel	...	—	—	—	—	—	—	—	319397	319397	319397	319415

The following parts are standard to warning lights in appropriate column

Part No.	Model	38084B	38085B	38091A	38092A	38125A	38172A	38173A	38174A	38175A
Body	...	—	—	—	—	—	—	—	—	—
Shade	...	—	—	—	—	—	—	—	—	—
§Bracket, connector	...	—	—	—	—	—	—	—	—	—
§Set of fixing parts	...	318864	—	—	—	—	—	—	—	—
Nut, terminal	...	180170	—	—	—	—	—	—	—	—
§Washer, spring	...	185022	—	—	—	—	—	—	—	—
§Screw, terminal	...	100521	—	—	—	—	—	—	—	—
§Washer, spring	...	185012	—	—	—	—	—	—	—	—
§Bulb holder	...	—	—	39007	—	554734	—	—	319408	—
§Bulb	...	987	987	987	987	987	987	987	987	987

BOOT LAMP

Part No.	Model	53720B
		519
§Bulb	...	989

§ Recommended spares for stock

MIRROR



Part No.	62054A
Model ...	434/108
Detailed Parts	
Mirror ...	62521
Nut, fixing arm ...	182519
Washer, fixing nut...	137141
Clip, arm fixing ...	620959
Bracket ...	621723
Nut ...	156670
Washer, spring, fixing nut	185081
Washer, plain, mudwing ...	143320
Washer, plain ...	140460

FLASHER UNIT

Part No.	35010A
Model ...	FL5
Detailed Parts	
§Screw, terminal ...	132464
§Washer, terminal screw ...	185000

PANEL LIGHT BULB HOLDER

Part No. (Instruments) ...	39010A
Model ...	PL34
Part No. (Speedometer) ...	39007A
Model ...	PL31
Bulb ...	987

BULBS 12 volt

Bulb No.	Watts	Contact	Cap	Filament
185	48	Single	British pre-focus	Axial
207	6	Single	Single centre contact	Coil
209	6	Double	Small bayonet	Coil
222	4	Single	Miniature centre contact	Coil
256	3	Double	Festoon 7.5 x 35.5 mm.	Coil
281	2	Single	Miniature bayonet cap	Coil
323	48	Single	British pre-focus	Transverse
355	42-36	Double	British pre-focus	Transverse, L.H.D.
380	21-6	Double	Small bayonet, off-set pin	Transverse
382	21	Single	Single centre contact	Transverse
410	45-40	—	Unified European	Duplo, clear
411	45-40	—	Unified European	Duplo, yellow
414	50-40	Double	British pre-focus	Transverse
416	50-40	—	Unified European	Transverse with shield, R.H.D.
417	50-40	—	Unified European	Transverse with shield, L.H.D.
987	2.2	Single	Miniature Edison screw	Coil
989	6	Single	Miniature centre contact	Coil

L.H.D. ... Left hand drive R.H.D. ... Right hand drive
§ Recommended spares for stock



FLASHER SWITCHES

Part No.	Model	31244L 5C80	31803A 375A
§ Action headpiece	...	311068	---
§ Knob	...	311061	---
§ Contact, horn	...	---	348613
§ Contact, switch	...	---	348443
§ Spring, pawl, centring	...	---	348323
§ Nut, fixing	...	311067	---

LIGHTING AND IGNITION SWITCH

Part No.	Model	31421A/E 31424A, PRSJ
§ Screw, terminal	...	132464
§ Washer, spring	...	185000
§ Spring assembly, fixing	...	312968

LIGHTING (HEADLAMP) SWITCH

Part No.	Model	31299B H5C1
§ Knob	...	311061
§ Screw, terminal	...	126463
§ Washer, spring	...	185032

SOLENOID, STARTING MOTOR

Part No.	Model	76465A ST950	76411E ST950
§ Switch (less Lucas connectors)	...	76411	---
§ Nut, terminal	...	166043	166043
§ Washer, terminal	...	185032	185032
§ Nut, contact screw	...	170570	170570
§ Washer, contact screw	...	185062	185062
§ Cap, end, rubber	...	760130	760130
§ Blade, connector, Lucas (Starter push)	...	54190015	---
§ (Fuse box)	...	54190013	---
§ (Control box)	...	54190014	---

STARTER/HEATER PLUG SWITCH

Part No.	Model	31629J 560
§ Nut, fixing, front	...	156570
§ Nut, terminal	...	166043
§ Washer, terminal	...	188330
§ Key	...	312305


STARTING MOTOR SWITCH

Part No.	Model	076033 5718
§ Switch	...	76438
§ Nut, switch fixing	...	182524
§ Washer, spring	...	188472
§ Nut, knob locking	...	167544
§ Nut, terminal	...	170570
§ Washer, terminal	...	185062
§ Knob	...	764505

TRAFFICATOR SWITCH

Part No.	Model	031296 TPS1-1
§ Switch	...	31250
§ Nut, fixing	...	311145
§ Washer, fixing nut	...	188303
§ Screw, cover fixing	...	136410
§ Nut, cover fixing screw	...	166160
§ Washer, terminal screw	...	185012
§ Screw, grub, terminal	...	121610
§ Spindle and contacts assembly	...	311314
§ Plunger assembly	...	311144
§ Spring	...	311102
§ Lever	...	311156
§ Screw, lever fixing	...	107461
§ Washer	...	185012

§ Recommended spares for stock





SWITCH TERMINAL SCREWS, NUTS AND WASHERS

Terminal Screws

Part No.	Size	Fitted to Switches
§120560	2 B.A. x 1/4" (grub) ...	31082H, 31248B, 31440F, 31469A, 31540A and 31557A
§121610	1/2" B.S.F. x 3/8" (grub) ...	31356B
§124069	4 B.A. x 1/4" (round head) ...	78358A
§132464	4 B.A. x 1/4" (cheesehead) ...	31331A, 31372B, 31509B, 31546F and 78177A
§117980	5 B.A. x 1/4" (round head) ...	31355A
§135480	5 B.A. x 1/4" (cheesehead) ...	78291B

Nuts

153591	1" o.d. x 1/2" l.d. x 1/2" thick ...	31799A and 34264A
153601	3/4" unified thread, 1" o.d. ...	31701A, 31702A, 31757A, 78333A and 78377A
153630	Hexagon, 1/2" a.f. x 1/4" l.d. x 1/4" thick ...	31727E1
156570	Hexagon, 3/4" a.f. x 1/2" l.d. x 1/4" thick ...	34264A
180093	Hexagon, 1/2" a.f. x 1/4" thick ...	31557A
180670	Hexagon, 1/2" a.f. x 1/2" l.d. x 1/4" thick ...	31356B and 31355A
182660	Hexagon, 1/2" a.f. x 1/4" l.d. x 1/4" thick ...	78358B
182668	Hexagon, 1/2" a.f. x 1/4" l.d. x 1/4" thick ...	31509B and 31546F
183891	1" o.d. x 1/2" l.d. x 1/2" thick ...	31546F and 78358B
183897	1" o.d. x 1/2" l.d. x 1/2" thick ...	78291B
314017	1" o.d., C.P., knurled ...	31557A
315081	1" o.d. x 1/2" l.d. x 1/2" thick ...	31248B and 31331A


Washers

154606	1" o.d. x 1/2" l.d. x 1/8" thick ...	31799A and 34264A
158350	1" o.d. x 1/2" l.d. ...	31356B and 31355A
§185000	3 B.A. ...	31331A, 31355A, 31372B, 31509B and 31546F
185106	S.P. spring steel ...	31509B, 31546F, 31701A, 31702A, 78291B, 78333A and 78377A
185081	1/2" o.d. x 1/4" l.d. ...	31557A
185188	1/2" o.d. x 1/4" l.d. x 1/8" thick ...	31355A and 31356B
§188412	4 B.A. ...	78291B

SWITCH KNOBS (Order separately)

Part No.	Fitted to Switches
312619	Flasher (31509B)
316352	Fan/Heater (31248B)
316370	Foglamp (31557A)
316436	Lighting and Ignition (31421A and 31424A)
318181	Windshield wiper (31546D)
316686	Side lamp (31331A)
768883	Panel (78291B and 78358B)

o.d. ... Outside diameter i.d. ... Inside diameter a.f. ... Across flats
§ Recommended spares for stock



LAYCOCK DE NORMANVILLE OVERDRIVE EQUIPMENT

(All models except 'Land-Rover')

Gearbox Switch

Part No.	31077E
Model	5S10-1
Detailed Parts	
§Screw, terminal	120560

Overdrive Control Switch

Part No.	31727E/J	31623B
Model	525A	M56
Detailed Parts		
Screw, base and cap fixing	—	136025
§Screw, terminal	—	124300
Bracket and clip assembly, fixing	—	362269
Nut, fixing	153630	—
Knob	—	311061

Overdrive Relay

Part No.	33174B
Model	SB60
Detailed Parts	
§Screw, terminal	132464
§Washer, terminal	188412
*Cover, rubber	340931

Transmission Gear Solenoid


Part No.	76515A/B
Model	11S
Detailed Parts	
Cover, rubber	765063
Cover, contact	765933
Plunger	766555
Boot, rubber, plunger	765046

Rotary Throttle Switch

Part No.	31504D	31679A
Model	125A	485A
Detailed Parts		
Nut, fixing	—	180146
Washer, fixing nut	—	188476
Screw, terminal plate fixing	—	126504

* Order separately

§ Recommended spares for stock



SCREENJET

Motor, Pump, Jar and Bracket



Part No.	077026
Model	25J
Detailed Parts	
§ Motor, with coupling	54711928
Contact switch, with adjusting screw	295035
§ Brush set	54711077
§ Armature	295023
§ Cover, moulding	295138
§ Cap, filler, rubber	295043
§ Gasket, cover, rubber	295042
Union, motor to pump fixing	295045
§ Pump assembly	295194
Jar, glass	295058
Carrier, jar	295061
§ Sundry parts, set	295196

Accessories (single jet)

Part No.	+54711945
Detailed Parts	
Plate, escutcheon	54333157
§ Switch, 155A	31513
Tubing, 60" long	295229
Tee piece	295091
§ Nozzle	54711672

* For reference only; order individual parts § Recommended spares for stock

C.A.V. FUEL INJECTION EQUIPMENT

Distributor Fuel Pump

Part No.	Model	3240097 DPA
Detailed Parts		
Banjo, inlet	NA1-32
Washer, banjo	5339-966
Stud, banjo connection	7010-615
Banjo, delivery	7123-499
Stud, banjo	7123-339
Washer, banjo	5339-963
Connection, radial	7123-501
Nut, delivery union	7033-489
Washer, delivery union	5339-324
Union, pipe	7123-412

Injector

Part No.	Model	5345701
Detailed Parts		
Nozzle holder	BK B40S5008D
Nut, nozzle holder cap	7008-537
Joint, nozzle holder cap	NW5-60
Nut, lock	5330-295
Compression screw	7008-541
Nut, spring cap	7008-540
Cap, spring, upper	7008-20
Spring, nozzle	7008A-73
Spindle assembly	7008-49H
Nut, nozzle cap	7008-443L
Dowel pins	7008-428C
Connection, inlet	7008-543B
Joint, inlet connection	NW5-12
<i>Pipe connections (supplied separately)</i>		
Stud, banjo	7008-573
Washer, banjo	5339-543
Nut, union	7123-504
Washer, union	5339-324
Nozzle	BDNOSP6209

Filter

Part No.	Model	5830122 F2B-9	5830162 F4B-2
Detailed Parts			
Ring, cover seal	5339-256	5339-256
Element	7111-44	7111-44
Collar, sealing	—	7111-205
Seal ring, collar	—	5855-30AJ
Plug, filter	7111-258	7111-269
Plug, vent and drain	7111-257	7111-257
Washer, plug	5936-58R	5936-58R
Washer, filter bolt	5936-58U	5936-58U
Bolt, centre	7111-250	7111-250
Sleeve, locating	7111-255	7111-255
Washer, flat	NW2-153Z1	NW2-153Z1
Ring, seal, lower	7111-243	7111-243
Spring	7111-301	7111-301
Ring, seal, base cap	7111-256	7111-256
Cup, base	7111-190	7111-190
Cirelip	7126-173	7126-173
Plug, closing	7097-81C	7097-81M
Valve, relief	—	7111-177
<i>Pipe connections (supplied separately)</i>			
Stud, connection	7027-13G	7027-13G
Banjo, connection	NA1-7	NA1-7
Washer, banjo	5339-988	5339-988
Stud, connection	7123-412	7123-412
Adaptor	7111-138	7111-138

† Parts normally supplied to Depots and Agents, etc., who are equipped with factory approved repair and test facilities, from whom a replacement unit should be requested in the event of major repair becoming necessary.

§ Recommended spares for stock

